



ISTITUTO COMPRESIVO DE ZERBI-MILONE

CLASSE V A

PLESSO DE ZERBI

pALMI



SCIENCE IN CLIL

IN COLLABORAZIONE CON



MIC MARVASI-VIZZONE

The Water Cycle

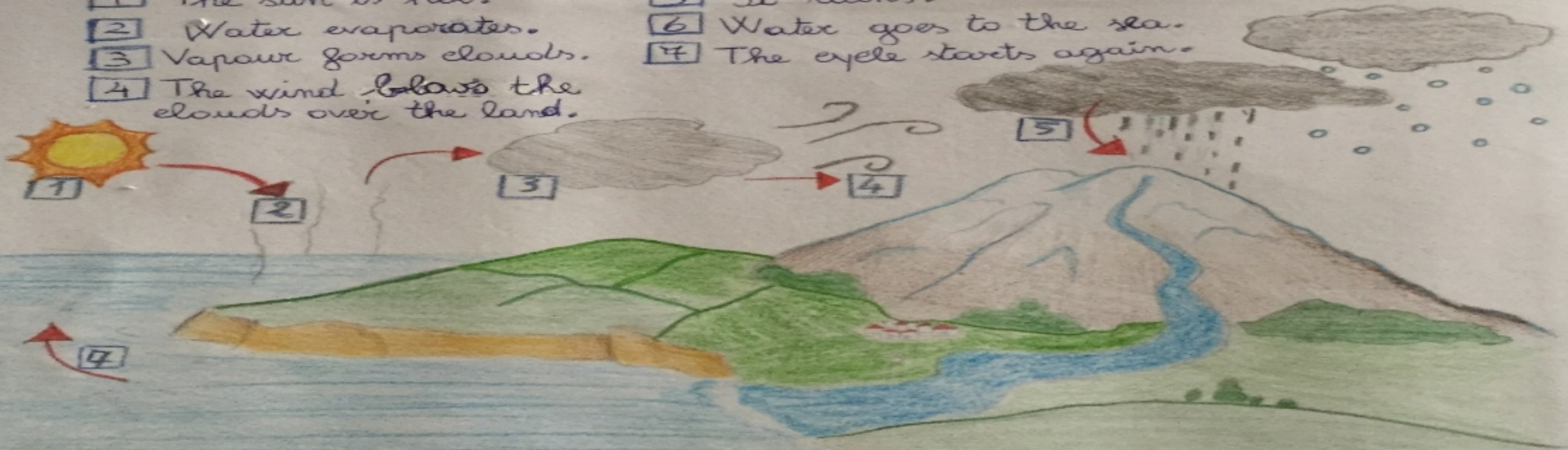


I.C. DE ZERBI-MILONE
PALMI (RC)
SCUOLA PRIMARIA "R. DE ZERBI"
A.S. 2016-2017

CLASSE VA

The Water Cycle

- 1 The sun is hot.
- 2 Water evaporates.
- 3 Vapour forms clouds.
- 4 The wind blows the clouds over the land.
- 5 It rains.
- 6 Water goes to the sea.
- 7 The cycle starts again.





Experiment

Make a rain cloud


You need

1. A jar
2. A tray
3. Hot water
4. Ice cubes


Put some hot water in a jar




Cover a jar with a tray with ice cubes.



The vapour goes up from the water




The vapour meets the cold air from the tray and condenses. You can see a rain cloud




Story time


Drip the drop



Hi, I'm Drip, I'm a drop...of water.



I usually live in the **sea**, but when the **sun** is very hot...




...I go up to the sky and move in a cloud




I wait and then...it starts to rain. So I'm back in a river.
The river takes me...




...back into the sea



Work in progress









THE END